

Synthesis of group 4 complexes that contain the tridentate diamido ligands [(ArNCH₂CH₂)₂O]²⁻ (Ar = C₆H₃-Me₂-2,6 or C₆H₃Prⁱ-2,6)

Richard R. Schrock,* Florian Schattenmann, Michael Aizenberg and William M. Davis

Department of Chemistry 6-331, Massachusetts Institute of Technology, 77 Massachusetts Avenue, Cambridge, MA 02139, USA

Complexes of Zr and Hf of the type [(2,6-R₂C₆H₃NCH₂CH₂)₂O]ZrMe₂ (R = Me or Prⁱ) can be activated by [PhNMe₂H][B(C₆F₅)₄] or [Ph₃C][B(C₆F₅)₄] in chlorobenzene or bromobenzene to yield catalysts for the polymerization of hex-1-ene, but analogous titanium catalysts are relatively poorly behaved.

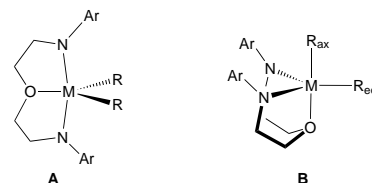
Significant advances have been made in the synthesis of 'well defined' alkene polymerization catalysts of the early metals (largely group 4) in the last 15 years, the vast majority of which contain two cyclopentadienyl-like rings.¹⁻³ (See, however, ref. 4, and references therein.) Recently group 4 complexes that contain chelating diamido ligand systems have received increased attention as potential alkene polymerization catalysts.⁵⁻¹³ The most successful so far appear to be dialkyl complexes of Ti that contain diamido ligands such as [ArNCH₂CH₂CH₂NAr]²⁻ (Ar = C₆H₃Prⁱ-2,6),^{5,6} and dialkyl complexes of Zr that contain the 'diamido/donor' ligand, [(*o*-[²H₆]Bu^tNC₆H₄)₂O]²⁻ ([NON]²⁻).¹⁰ Both types can be activated to yield (presumably) cationic catalysts for the living polymerization of hex-1-ene. We report here Ti, Zr and Hf complexes that contain potentially interesting 'diamido/donor' variations of the [NON]²⁻ ligand, [(2,6-R₂C₆H₃NCH₂CH₂)₂O]²⁻ (R = Me, Prⁱ), and preliminary experiments concerning their use as catalysts for the polymerization of hex-1-ene.

The diamines, (2,6-Me₂C₆H₃NHCH₂CH₂)₂O (H₂L^{1a}) and (2,6-Prⁱ₂C₆H₃NHCH₂CH₂)₂O (H₂L^{1b}), can be prepared readily from (TsOCH₂CH₂)₂O (TsO = tosylate) and 2 equiv. of LiNH(C₆H₃Me₂-2,6) or LiNH(C₆H₃Prⁱ-2,6), respectively, in thf.† Compound H₂L^{1a} can be obtained in 60% yield as colorless crystals upon crystallization from pentane.‡,§ Compound H₂L^{1b} is obtained in 80% yield as an oil that has crystallized in some instances upon standing for several days, and that can be crystallized from pentane in low yield at -30 °C.†,‡ Crude H₂L^{1b} can be used in subsequent reactions.

The reaction between H₂L^{1a} or H₂L^{1b} and Zr(NMe₂)₄ in pentane at room temp. yields crystalline ZrL^{1a}(NMe₂)₂‡ or ZrL^{1b}(NMe₂)₂‡ readily. The dimethylamido compounds react with excess SiMe₃Cl in ether overnight at room temp. to yield ZrL^{1a}Cl₂‡ and ZrL^{1b}Cl₂‡ as colorless, relatively insoluble crystals. NMR spectra of ZrL^{1b}(NMe₂)₂ and ZrL^{1b}Cl₂ show two sets of isopropyl methyl groups, but only one methine resonance, consistent with restricted rotation of the aryl ring about the N-C_{ipso} bond, a phenomenon that was also noted by McConville and co-workers^{5-8,14} in complexes containing the [ArNCH₂CH₂CH₂NAr]²⁻ and related ligands. Only a single amido methyl resonance is observed in all dimethylamido compounds at room temp. in C₆D₆.

Alkylation of ZrL^{1a}Cl₂ with MeMgBr in ether gives ZrL^{1a}Me₂ **1a**‡ in good yield, while alkylation of ZrL^{1b}Cl₂ with Me or Buⁱ Grignard reagents in ether yields ZrL^{1b}Me₂ **1b**‡ or ZrL^{1b}(CH₂CHMe₂)₂ **2b**‡, respectively, in good yields as colorless cubes. NMR spectra are again consistent with slow rotation around the N-C_{ipso} bond on the NMR timescale. In all dialkyl compounds the alkyl groups are equivalent, consistent either with a pseudotrigonal bipyramidal structure of type **A** or a pseudotrigonal bipyramid of type **B** in which the alkyl groups

become equivalent on the NMR timescale *via* a rapid 'flipping' of the ligand backbone through an intermediate with structure **A**.



An X-ray study of ZrL^{1a}Me₂ (Fig. 1)¶ showed it to have structure **A** with 'axial' Zr-N bond distances of 2.084(3) Å and a Zr-O(2) bond length of 2.336(3) Å. The compound has a crystallographic mirror plane defined by Zr, O(2), C(5) and C(6). The planes of the aryl rings are perpendicular to the ZrO(2)N(3)N(4) pseudo-plane. The structure is closely related to that of [(2,6-Et₂C₆H₃NCH₂)₂NC₅H₃]ZrMe₂ [N-Zr-N 139.6(2)° and C-Zr-C 102.4(3)°]⁸ and contrasts markedly with that of [(*o*-[²H₆]Bu^tNC₆H₄)₂O]ZrMe₂{MeB(C₆F₅)₃},¹⁰ in which B(C₆F₅)₃ has partially removed Me_{ax}. The two Me groups are technically inequivalent in the solid state structure of ZrL^{1a}Me₂ [C(8)-O(2)-C(18) 113.7(4)°] as a consequence of C(18) and C(8) not lying in the ZrN₂ plane.

Reactions similar to those employed to prepare Zr compounds can be employed to prepare HfL^{1a}(NMe₂)₂,‡ HfL^{1a}Cl₂,‡ and HfL^{1a}Me₂ **3a**.‡ The Hf compounds are virtually identical to the Zr compounds in physical properties and NMR characteristics.

Addition of Li₂L^{1a} to TiCl₄(thf)₂ in diethyl ether at -30 °C led to formation of a deep red precipitate, which could be recrystallized from CH₂Cl₂ to yield TiL^{1a}Cl₂ in 57% yield. Alkylation of TiL^{1a}Cl₂ in ether with MeMgCl in thf at -30 °C gave TiL^{1a}Me₂ **4a** in 53% yield as a yellow powder from pentane. Red, crystalline TiL^{1a}(CH₂Ph)₂ **5a** was prepared in low yield (*ca.* 15%) *via* the reaction between Ti(CH₂Ph)₄ (2 mmol)

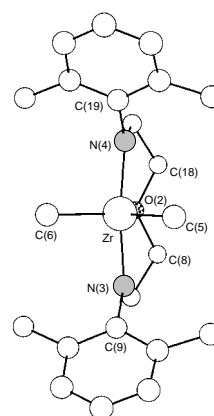


Fig. 1 A view of the structure of ZrL^{1a}Me₂ nearly opposite the Zr-O bond in the ZrC₂ plane. Bond lengths (Å) and angles (°): Zr-C(5) 2.253(6); N(4)-Zr-N(3) 139.1(2), C(8)-O(2)-C(18) 113.7(4), Zr-N(3)-C(9) 120.2(2), C(5)-Zr-C(6) 100.0(2)°.

Table 1 GPC and yield data for poly(hex-1-ene)^a

Complex	Activator	M_n (theory)	M_n^b	M_w^b	M_w/M_n^b	Yield (%)
ZrL ^{1b} Me ₂	[NHMe ₂ Ph] ⁺	13 440	2 670	3 560	1.33	96
ZrL ^{1b} Me ₂	[CPh ₃] ⁺	16 800	2 460	4 220	1.72	96
ZrL ^{1b} (CH ₂ CHMe ₂) ₂	[NHMe ₂ Ph] ⁺	16 800	2 650	8 550	3.23	94
ZrL ^{1b} Me ₂	[CPh ₃] ⁺	16 800	11 700	18 000	1.55	100

^a Dialkyl complex (44 μmol), activator (40 μmol), 200 equiv. hex-1-ene (except first entry = 160 equiv.), 10 ml chlorobenzene. ^b Determined by GPC coupled with on-line light scattering (Wyatt Technology).

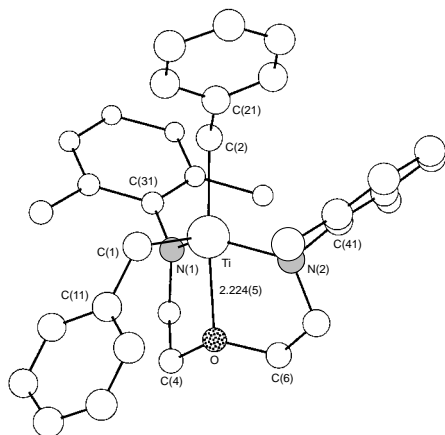


Fig. 2 A view of the structure of TiL^{1a}(CH₂Ph)₂. Bond lengths (Å) and angles (°): Ti–C(1) 2.129(10), Ti–N(1) 1.962(6), C(2)–Ti–O 169.3(3).

and H₂L^{1a} (2 mmol) in pentane (*ca.* 15 ml) in 40 h. In **4a** and **5a** the alkyl groups are equivalent on the NMR timescale at room temp., although several proton and carbon resonances in **5a** are broad at 22 °C. The structure of TiL^{1a}(CH₂Ph)₂ (Fig. 2)[¶] is best described as type **B** in which O and C(2) are in the apical position and N(1), N(2), and C(1) are in the equatorial positions of a pseudotrigonal bipyramid. Surprisingly, the benzyl groups are bound only in an η¹ fashion; if two Ti–N π bonds can form, the metal should be viewed as having a 14 electron count, an electron deficiency that has led in many situations to η² or η³ binding of benzyl ligands.¹⁵

Activation of alkyl complexes **1a**, **b**, **2b** and **3a** by either [PhNMe₂H][B(C₆F₅)₄] or [Ph₃C][B(C₆F₅)₄] yields initiators for the polymerization of hex-1-ene in chlorobenzene at 0 °C. Polymerization yields are high, but the molecular masses of the polymers were found to be significantly smaller than expected when ZrL^{1b}Me₂ and ZrL^{1b}(CH₂CHMe₂)₂ were employed (Table 1). These results suggest that chain termination competes with propagation, but that the catalyst remains active thereafter and polymerization of a new chain is initiated. The [PhNMe₂H]⁺ and [Ph₃C]⁺ activators seem to be equally efficient. The number average molecular mass of poly(hex-1-ene) prepared using ZrL^{1a}Me₂ is approximately that expected if no significant chain termination is taking place. In all cases polymerization activity ceases when 2,4-dimethylpyridine is added to the catalyst mixture, consistent with competitive binding of the nitrogen base to a cationic metal center. Analogous experiments employing HfL^{1a}Me₂ yielded results similar to those employing ZrL^{1a}Me₂, but use of TiL^{1a}Me₂ (activated by [PhNMe₂H][B(C₆F₅)₄] in [²H₅]bromobenzene) led to only *ca.* 75% consumption of 25 equiv. of hex-1-ene to give poly(hex-1-ene).

We conclude that [(2,6-R₂C₆H₃NCH₂CH₂)₂O]²⁻ ligands produce stable five-coordinate dialkyl complexes of Ti, Zr and Hf, and that ‘cations’ formed by protonation or oxidative cleavage of an alkyl group from Zr or Hf are initiators for the polymerization of hex-1-ene. These results should be contrasted with results obtained by McConville and co-workers^{5,6} where Ti is the most successful when the diamido ligand does not contain an additional donor.

R. R. S. thanks the Department of Energy (DEFG02-86ER13564) and Exxon for supporting this research, and M. A. is grateful for a Rueff-Wormser Postdoctoral Fellowship.

Footnotes and References

† Solid (TsOCH₂CH₂)₂O (5 g, 12.0 mmol) was added to a chilled (–30 °C) solution of 2,6-Pr²C₆H₃NHli (4.53 g, 24.8 mmol) in thf (30 ml). After 24 h all solvents were removed *in vacuo* and the residue was extracted with pentane. The pentane was removed *in vacuo* to yield an orange oil (4.2 g, 82%). An analytically pure sample was obtained by recrystallization from a concentrated pentane solution at –30 °C: ¹H NMR (C₆D₆) δ 7.18–7.14 (m, 6, H_{aryl}), 3.60 (t, 2, NH), 3.48 (spt, 4, CHMe₂), 3.35 (t, 4, OCH₂), 3.07 (q, 4, CH₂N), 1.06 (d, 24, CHMe₂); (CDCl₃) δ 7.18–7.05 (m, 6, H_{aryl}), 3.70 (t, 4, OCH₂), 3.57 (br, 2, NH), 3.36 (spt, 4, CHMe₂), 3.14 (br t, 4, CH₂N), 1.27 (d, 24, CHMe₂).

‡ Satisfactory elemental analyses have been obtained (C, H, N).

§ ¹H NMR (C₆D₆) δ 3.15 (t, 4, OCH₂), 2.95 (dt, 4, CH₂N), 2.24 (s, 12, ArMe).

¶ *Crystallographic data:* ZrL^{1a}Me₂: Siemens SMART/CCD, orthorhombic, space group *Pnma*, *a* = 12.741(3), *b* = 22.663(5), *c* = 7.518(2) Å, *U* = 2170.9(8) Å³, *Z* = 4, *D_c* = 1.321 g cm⁻³, *R* = 0.0368, *R_w* = 0.1009, *GOF* = 1.179. For TiL^{1a}(CH₂Ph)₂: Siemens SMART/CCD, orthorhombic, space group *Fdd2*, *a* = 32.803(8), *b* = 42.342(13), *c* = 8.547(4) Å, *U* = 11872(7) Å³, *Z* = 16, *D_c* = 1.210 g cm⁻³, *R* = 0.0609, *R_w* = 0.1269, *GOF* = 1.095. CCDC 182/679.

|| In a typical experiment a chilled (–30 °C) solution of **1b** (19 mg, 44 μmol) in chlorobenzene (3 ml) was added to a suspension of [PhNMe₂H][B(C₆F₅)₄] (32 mg, 40 μmol) in chlorobenzene (6 ml) at –30 °C. The reaction mixture was allowed to warm to room temp. and was stirred for 15 min. The reaction mixture was cooled to 0 °C and hex-1-ene (1.0 ml, 8.0 mmol) was added all at once. After stirring for 1 h at 0 °C the reaction was quenched with HCl (1.0 M in ether, 4 ml). In a typical experiment employing [Ph₃C][B(C₆F₅)₄] the reaction mixture was stirred for 2 min at –30 °C and allowed to equilibrate at 0 °C before hex-1-ene (1.0 ml, 8.0 mmol) was added all at once.

- H. H. Brintzinger, D. Fischer, R. Mulhaupt, B. Rieger and R. M. Waymouth, *Angew. Chem., Int. Ed. Engl.*, 1995, **34**, 1143.
- W. Kaminsky and M. Arndt, *Adv. Polym. Sci.*, 1997, **127**, 144.
- M. Bochmann, *J. Chem. Soc., Dalton Trans.*, 1996, 255.
- Y.-X. Chen and T. J. Marks, *Organometallics*, 1997, **16**, 3649.
- J. D. Scollard and D. H. McConville, *J. Am. Chem. Soc.*, 1996, **118**, 10 008.
- J. D. Scollard, D. H. McConville, N. C. Payne and J. J. Vittal, *Macromolecules*, 1996, **29**, 5241.
- J. D. Scollard, D. H. McConville and J. J. Vittal, *Organometallics*, 1995, **14**, 5478.
- F. Guérin, D. H. McConville and J. J. Vittal, *Organometallics*, 1996, **15**, 5586.
- K. Aoyagi, P. K. Gantzel, K. Kalai and T. D. Tilley, *Organometallics*, 1996, **15**, 923.
- R. Baumann, W. M. Davis and R. R. Schrock, *J. Am. Chem. Soc.*, 1997, **119**, 3830.
- A. D. Horton, J. de With, A. J. van der Linden and H. van de Weg, *Organometallics*, 1996, **15**, 2672.
- F. G. N. Cloke, T. J. Geldbach, P. B. Hitchcock and J. B. Love, *J. Organomet. Chem.*, 1996, **506**, 343.
- T. H. Warren, R. R. Schrock and W. M. Davis, *Organometallics*, 1996, **15**, 562.
- F. Guérin, D. H. McConville and J. J. Vittal, *Organometallics*, 1995, **14**, 3154.
- J. P. Collman, L. S. Hegedus, J. R. Norton and R. G. Finke, *Principles and Applications of Organotransition Metal Chemistry*, University Science Books, Mill Valley, CA, 2nd edn., 1987.

Received in Bloomington, IN, USA, 3rd September 1997; 7/06452G